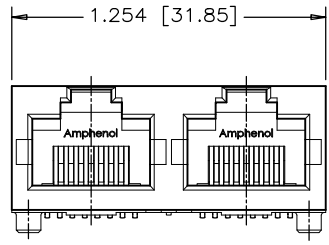
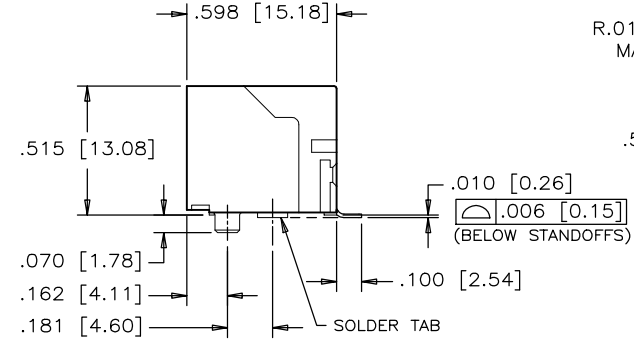


REVISIONS				
SYM	ZONE	ECN, ERN NO.	DATE	APPRD.
C		PROPOSAL	2004/07/22	

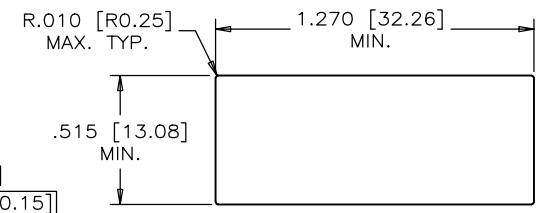
THIS IS A CAD DRAWING. DO NOT MANUALLY REVISE.



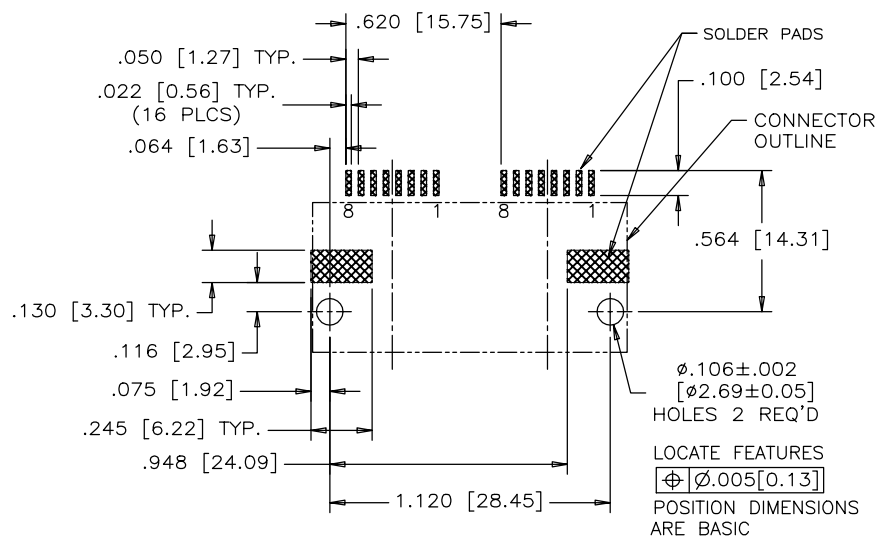
FRONT VIEW



SIDE VIEW



RECOMMENDED PANEL CUTOUT



RECOMMENDED P.C.B. LAYOUT  
(COMPONENT SIDE OF BOARD)

**MATERIAL:**  
 PLASTIC HOUSING: ENGINEERING THERMOPLASTIC  
 FLAMMABILITY RATING UL 94V-0

**CONTACTS:**  
 PHOSPHOR BRONZE  
 PLATING: 20 μ" [0.51 MICRONS]  
 MIN. GOLD ON MATING SURFACES.  
 50 μ" [1.27 MICRONS]  
 MIN. NICKEL UNDERPLATE  
 100 μ" [2.54 MICRONS]  
 MIN. TIN/LEAD ON CONTACT TAILS.

**HOLD DOWN BRACKETS:** BRASS ALLOY  
 PLATING: TIN/LEAD

**PART NUMBER:** RJSS-5080-02

DRAWN L.DENG	DATE 2004/06/08	<b>Amphenol Canada Corp.</b> TITLE 2 PORT SURFACE MOUNT JACK UNSHIELDED, 8 POSITION, 8 CONTACTS WITH HOLD DOWN BRACKETS	DWG DRAWING NO. P-RJSS-5080-02 REF. EAR# 12437 DIMENSIONS ARE IN INCHES [mm] 03554	REV. C SHEET 1 OF 1
DESIGNED L.DENG	2004/06/08			
CHECKED J.SI	2004/06/09			
I. E. APPRD.				
Q. A. APPRD.				
DWG. APPRD. G.MACDONALD	2004/06/09	SCALE	WT. -----	SURF. -----
ENG. REL. NO.				

THIS DOCUMENT CONTAINS PROPRIETARY INFORMATION AND SUCH INFORMATION MAY NOT BE DISCLOSED TO OTHERS FOR ANY PURPOSE OR USED FOR MANUFACTURING PURPOSES WITHOUT WRITTEN PERMISSION FROM AMPHENOL CANADA CORP.